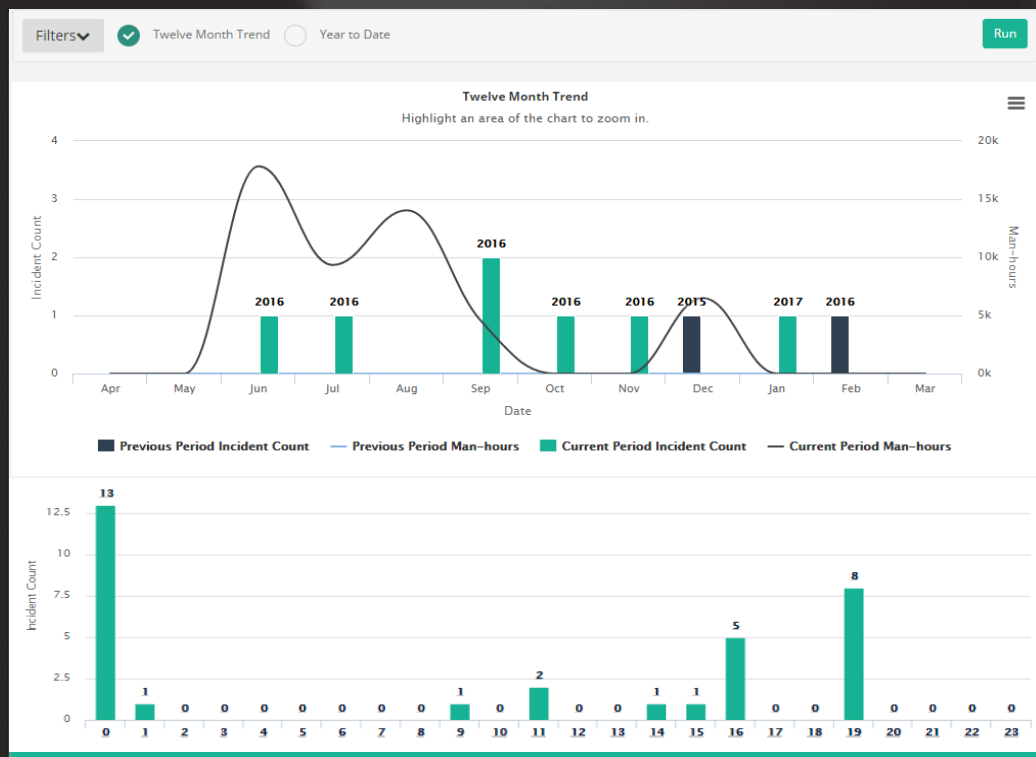


Intuitive. Interactive. Integrated.

A Cloud-based safety & quality management system



cloud**ehs**

WHAT IS CLOUD EHS?

A single system that meets all your safety & quality management needs.

Cloud EHS is an award winning safety & quality management system complete with a highly intuitive mobile application for smart phones and tablets. Cloud EHS' cutting edge technology and extremely user-friendly interface is redefining the way organizations:



Improve reporting efficiency and accuracy



Improve effectiveness of EHS training initiatives



Ensure compliance with OSHA regulations



Interact with leading indicator and trend data



Automate workflow and notification processes



Streamline data capturing using mobile applications

"It is encouraging to see new products such as Cloud EHS enter the market, and spur a bit of competition among those already serving the space. It is time for construction companies to modernize IT systems—and moving to the cloud might be just the solution."

Laura Black, Constructech Magazine


CONSTRUCTECH
TOP^{'17}
PRODUCTS
COMMERCIAL

TOOLS & FUNCTIONALITY

Designed by experienced safety & quality professionals.

Safety & Quality Management Tools

- ◆ Safety Incident management
- ◆ Vehicle (fleet) incident management
- ◆ Root-cause analysis (RCA's)
- ◆ Safety observations
- ◆ Certification & training logs
- ◆ OSHA reporting
- ◆ Custom quality auditing
- ◆ Corrective action requests
- ◆ Interactive safety trend dashboards
- ◆ Lessons learned
- ◆ Custom workflow & notifications
- ◆ Mobile applications
- ◆ Document management/storage
- ◆ Meeting minutes
- ◆ Action item tracking
- ◆ Leading indicator analysis
- ◆ Property damage management
- ◆ Risk register



Improving safety performance across an organization.

We helped Saulsbury Industries, a leading EPC contractor, successfully digitize their safety & quality programs resulting in a significant improvement in data collection, risk mitigation and safety performance.



PROFILES IN PRODUCTIVITY:

**SAULSBURY INDUSTRIES IS REVOLUTIONIZING
EHS MANAGEMENT IN CONSTRUCTION**

The Next Generation of Health & Safety Management Systems

For decades, Saulsbury Industries has focused on careful planning, safe work systems and accountability to drive safety in construction. This foundation has helped the organization become an industry leader in environmental, health and safety.

Realizing that a focused effort on continuous improvement is particularly important for safety, Saulsbury turned to Cloud EHS to help transform the way it manages, tracks and reports safety data across the organization.

Leveraging the power of Cloud EHS' safety trend analysis tools, the company can now visually examine unique trends in safety occurrences with just a click of a button. With this, project team members can quickly identify patterns in unsafe behavior, perform a root-cause analysis, implement corrective actions to ensure their team continues to work safely and shape safety training initiatives.



Cloud EHS has allowed Saulsbury to identify trends, which gives us the ability to mitigate minor issues before they become major issues. With the real-time capabilities, we know in an instant each project's safety performance and HSE rates. Cloud EHS has increased our overall efficiency in safety tracking.

- RUSSELL BATTLES
HSE DIRECTOR, SAULSBURY INDUSTRIES

COMPLIANCE

Ensure compliance with OSHA electronic reporting requirements.

The Cloud EHS management system is designed to capture all pertinent safety incident information and effortlessly transmit all the OSHA required information in the designated electronic format. Each report is produced automatically, and the information can be shared electronically with OSHA:

- ◆ Form 300
- ◆ Form 300A
- ◆ Form 301



LEADING INDICATORS

Leading indicators to drive safety performance.

Access to real-time leading indicators is essential to enhancing safety culture and improving safety performance. Our interactive leading indicator dashboards make it easier than ever to evaluate trends and evaluate the health of safety programs.

Safety Incident Rates

Our interactive safety incident rate dashboard displays safety incident rates over time while allowing for custom filtering, drill down functionality and data display control.

Quality Audit Trends

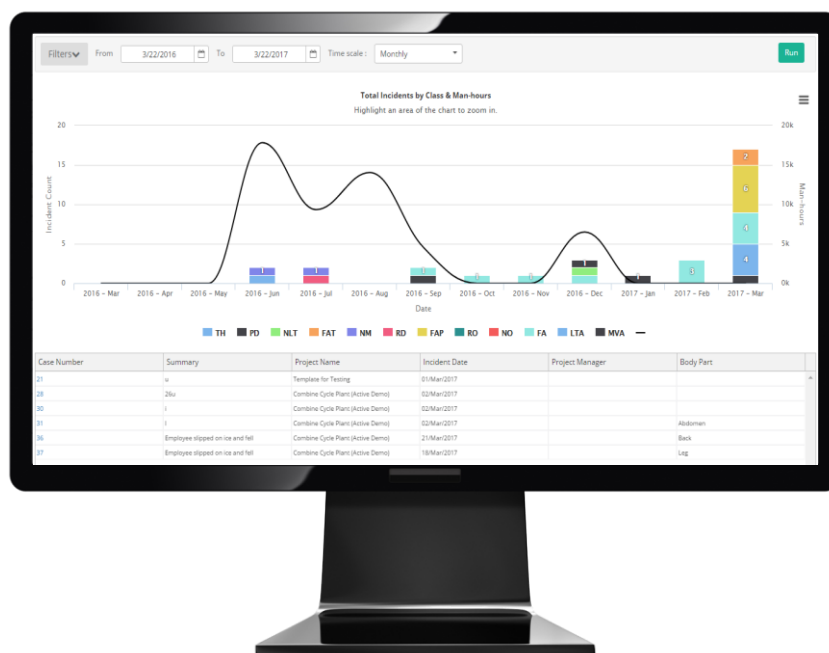
Our interactive safety incident rate dashboard displays safety incident rates over time while allowing for custom filtering, drill down functionality and data display control.

Safety Incident Analysis

Our interactive safety incident analysis dashboard displays a count of safety incidents over time by incident type (safety incident types are customizable). Each bar on the chart can be clicked to display the summary of each safety incident with a direct hyperlink to the incident report.

Safety Incident Trends

Our interactive safety incidents trends dashboard contains numerous drill down charts that help organizations evaluate trends in safety incident occurrences. Analyze your data by time of the day, day of the week, root-cause, injury type and many more attributes.

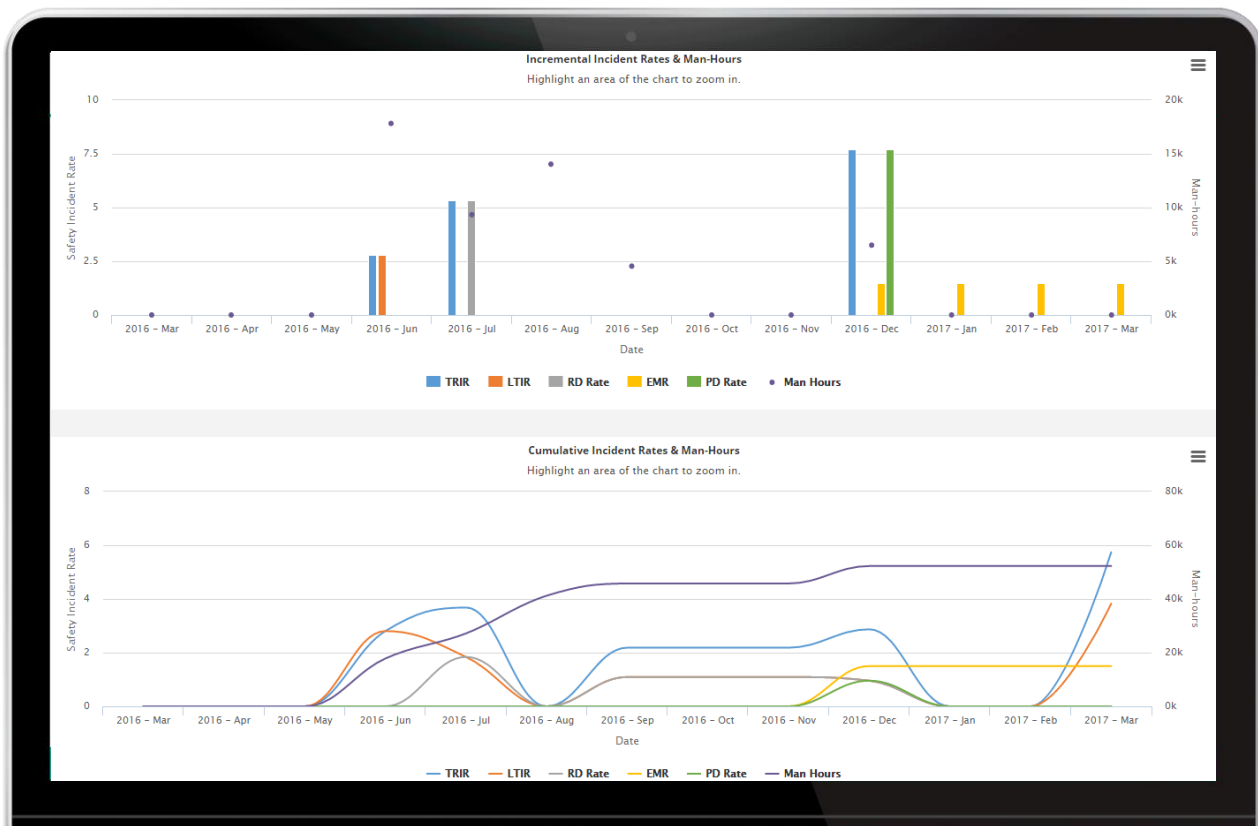


REPORTING

Easily satisfy your safety & quality reporting requirements.

Generate safety and quality reports on the fly using custom filters, groupings, sorting's and additional control tools:

- OSHA 300, 300A & 301 safety log
- Root-cause analysis report
- Safety performance report
- EHS Incident report
- Corrective actions
- Quality audit report
- Lessons learned registers

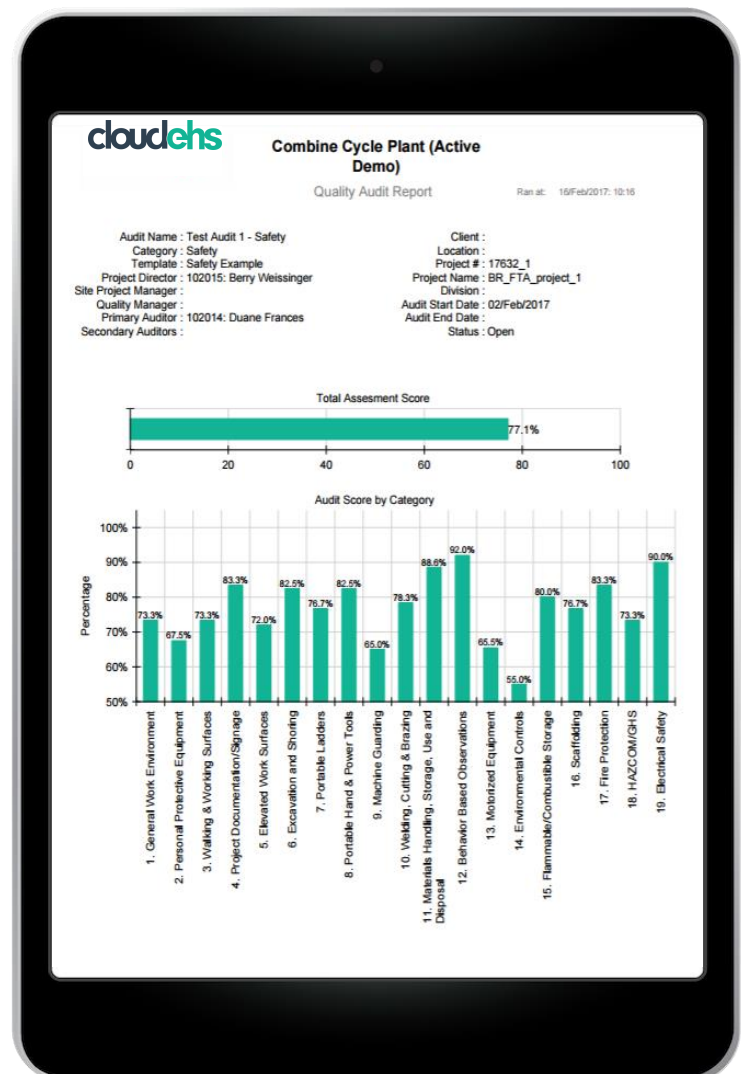


QUALITY AUDITS

Optimize the value of quality audit leading indicators.

Cloud EHS' quality auditing system makes it easy to design and perform audits, but more importantly, translate the substantial amount of collected data into interactive leading indicator dashboards and reports that allow you to make informed decisions.

- Establish standard Q&A based level quality audit templates
- Apply custom weighting criteria to each question to elevate importance
- Easily record custom notes, corrective actions and lessons learned
- Quantify question scoring using the observed vs. compliant tracking tool
- Assign questions to custom categories created and managed by you
- Assign corrective actions to responsible parties for follow-up response tracking
- Generate quick QA reports & review scoring in a graphical dashboard
- Communicate effectively through a customizable workflow process



MOBILE

Leverage mobile technology to increase engagement.

We often hear that numerous safety observations and near-misses go undocumented as a result of the inability to quickly capture them from a mobile device. That is where the Cloud EHS app makes all the difference.

Instant notifications

Subscribe and receive instant notifications when safety incidents occur, quality audits are complete or incident reports are finalized.

Safety observations

Quickly record safety observations from mobile devices with supporting photos and videos to increase safety engagement.

Capture safety incidents

Capture the important details of safety incidents anywhere using our mobile application.

Performs quality audits

Perform quality & compliance audits from the field to assure stakeholder confidence



cloudehs



cloudepc.com



info@cloudepc.com



(972) 905-9045